

2019 FINANCIAL HIGHLIGHTS

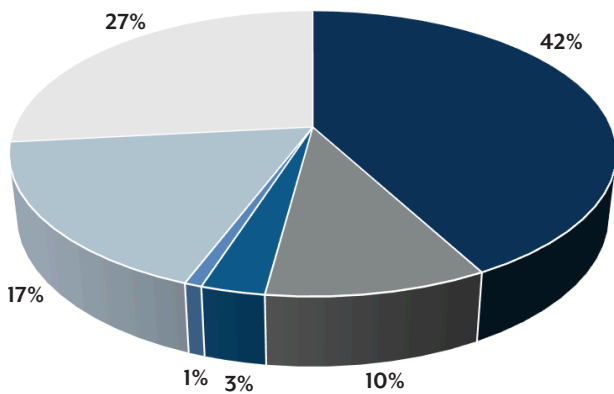
The following summary of financial information is derived from the audited financial statement of activities for the year ending December 31, 2019. The full audited financial statement is available online at www.CatholicCommunity.org/Financial.

The Catholic Community Foundation’s long-term investments are held in a 60% equity/40% fixed income investment portfolio that is screened in accordance with the United States Conference of Catholic Bishops (USCCB) guidelines for Catholic socially responsible investing (guidelines at www.usccb.org). The Foundation places great importance on risk reduction through strategic asset allocation and style diversification. The risk vs. return potential of 60% equity/40% fixed income asset allocation is consistent with the Foundation’s investment return, risk tolerance, and distribution guidelines.

FUNDRAISING TOTALS

Fundraising totals include unrealized revocable and irrevocable planned gifts which are not reflected in the audited financial statements.

2017	\$28,559,707
2018	\$25,541,235
2019	\$38,194,648



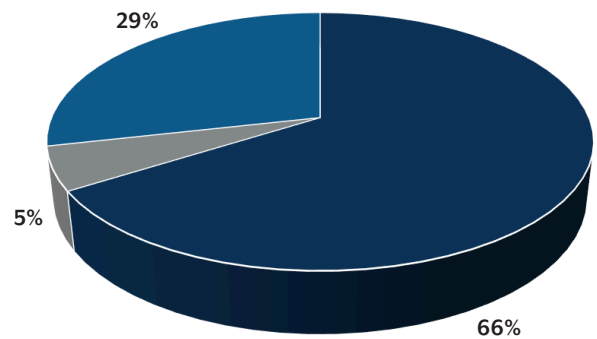
2019 FUNDS RAISED (IN MILLIONS)

Catholic Charities	\$16.1
Catholic Education	\$3.8
Worship, Formation & Parish Life	\$1.1
Parishes	\$0.3
Other†	\$6.7
Heart of a Shepherd Capital Campaign*	\$10.2

TOTAL **\$38.2**

† Includes Donor Advised Funds, Special Initiatives (e.g., #weGiveCatholic), and other funds without a definitive designation.

OPERATING EXPENSES



2019 OPERATING EXPENSES

Fundraising (includes Heart of a Shepherd*)	\$2,425,367
Administrative	\$199,168
Other Operating	\$1,047,319
TOTAL	\$3,671,854

*Heart of a Shepherd Capital Campaign is a special diocesan fundraising initiative to renovate Borromeo and Saint Mary Seminaries, in addition to providing critical funding for retired priests and newly-ordained priests burdened by extraordinary student debt.

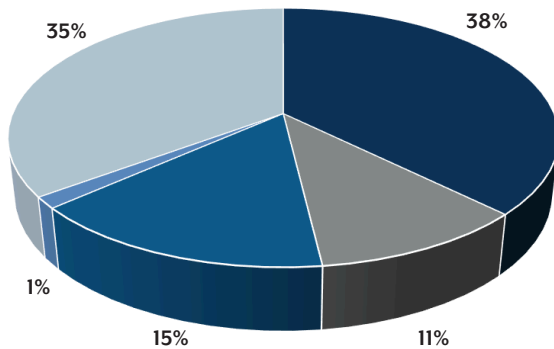
RETURNS ENDING DEC. 31 ST	2019	2018	2017
Catholic Community Foundation Returns	19.36%	(4.21%)	15.15%
Blended Benchmark	18.81%	(4.16%)	13.51%
Difference	0.55%	(0.5%)	1.64%

MANAGED PORTFOLIO ASSET ALLOCATION

2019 (IN MILLIONS)

Total Large Cap Equity (LC)	\$63.4
Total Small Cap Equity (SC)	\$18.2
Total International Equity (INTL)	\$26.0
Total Cash (CASH)	\$2.4
Total Fixed Income (FI)	\$59.6

TOTAL **\$169.6**



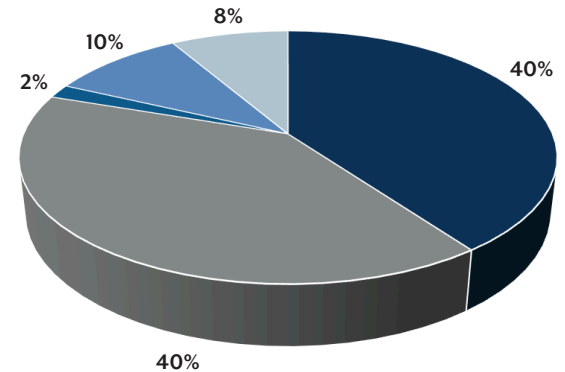
Investment management fees were \$347,710 in 2019.

MANAGED PORTFOLIO PROGRAM ALLOCATION

2019 (IN MILLIONS)

Catholic Charities	\$67.8
Catholic Education	\$68.2
Worship, Formation & Parish Life	\$3.0
Parishes & Schools	\$16.3
Other (i.e., Donor Advised Funds, Named Endowment Funds, etc.)	\$14.3

TOTAL **\$169.6**

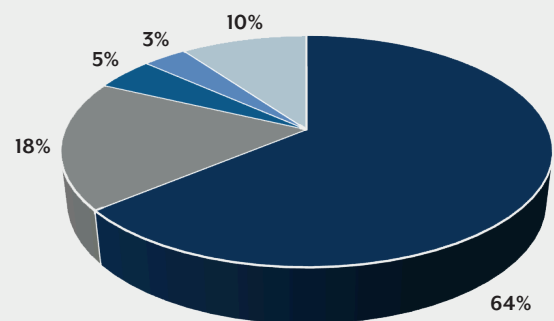


DISTRIBUTIONS

Distribution numbers include the
Rooted in Faith — Forward in Hope (RIF)
Diocesan Campaign.

TOTAL **(FROM RIF)**

2017	\$34,261,680	(\$7,416,377)
2018	\$26,321,754	(\$1,836,853)
2019	\$26,104,747	(\$2,088,737)



2019 DISTRIBUTIONS (IN MILLIONS)

Catholic Charities	\$16.7
Catholic Education	\$4.7
Worship, Formation & Parish Life	\$1.2
Parishes	\$0.9
Other	\$2.6

TOTAL **\$26.1**