

2020 FINANCIAL HIGHLIGHTS

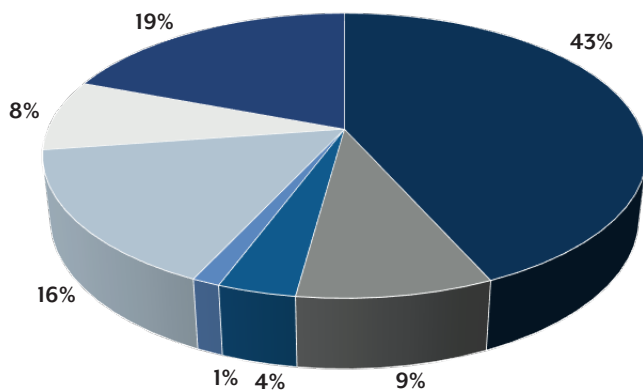
The following summary of financial information is derived from the audited financial statement of activities for the year ending December 31, 2020. The full audited financial statement is available online at www.CatholicCommunity.org/Financial.

The Catholic Community Foundation's long-term investments are held in a 60% equity/40% fixed income investment portfolio that is screened in accordance with the United States Conference of Catholic Bishops (USCCB) guidelines for Catholic socially responsible investing (guidelines at www.usccb.org). The Foundation places great importance on risk reduction through strategic asset allocation and style diversification. The risk vs. return potential of 60% equity/40% fixed income asset allocation is consistent with the Foundation's investment return, risk tolerance, and distribution guidelines.

FUNDRAISING TOTALS

Fundraising totals include unrealized revocable and irrevocable planned gifts which are not reflected in the audited financial statements.

2018	\$25,541,235
2019	\$38,194,648
2020	\$39,541,008



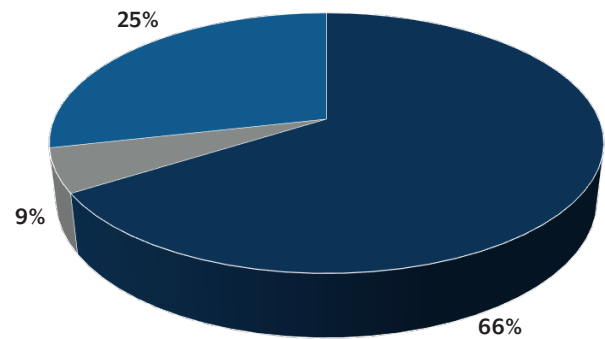
2020 FUNDS RAISED (IN MILLIONS)

Catholic Charities	\$17.1
Catholic Education	\$3.5
Worship, Formation & Parish Life	\$1.4
Parishes	\$0.5
Other*	\$6.2
#weGiveCatholic	\$3.2
Heart of a Shepherd Capital Campaign †	\$7.6

TOTAL **\$39.5**

* Includes Donor Advised Funds, Special Initiatives and other funds without a definitive designation.

OPERATING EXPENSES



2020 OPERATING EXPENSES

Fundraising (includes Heart of a Shepherd †)	\$2,313,274
Administrative	\$316,435
Other Operating	\$894,894
TOTAL	\$3,524,603

† Heart of a Shepherd Capital Campaign is a special diocesan fundraising initiative to renovate Borromeo and Saint Mary Seminaries, provide critical funding for retired priests, assist newly-ordained priests burdened by extraordinary student debt, and support the needs of parishes.

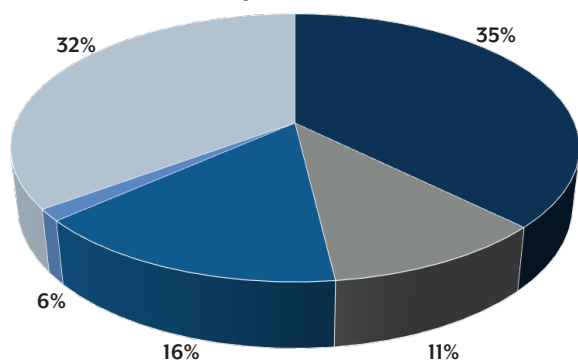
RETURNS ENDING DEC. 31 ST	2020	2019	2018
Catholic Community Foundation Actual, Net of Fees	14.01%	19.36%	(4.21%)
Blended Benchmark	13.87%	18.81%	(4.16%)
Difference	0.14%	0.55%	(0.5%)

MANAGED PORTFOLIO ASSET ALLOCATION

2020 (IN MILLIONS)

Total Large Cap Equity	\$65.3
Total Small Cap Equity	\$19.8
Total International Equity	\$29.6
Total Cash	\$11.3
Total Fixed Income	\$60.9

TOTAL **\$186.9**



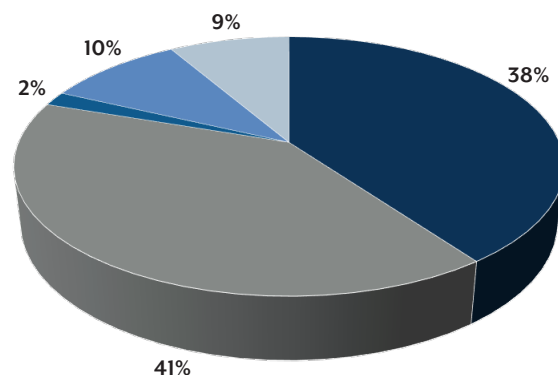
Investment management fees were \$347,710 in 2020.

MANAGED PORTFOLIO PROGRAM ALLOCATION

2020 (IN MILLIONS)

Catholic Charities	\$70.5
Catholic Education	\$77.5
Worship, Formation & Parish Life	\$3.4
Parishes & Schools	\$19.2
Other (i.e., Donor Advised Funds, Named Endowment Funds, etc.)	\$16.3

TOTAL **\$186.9**

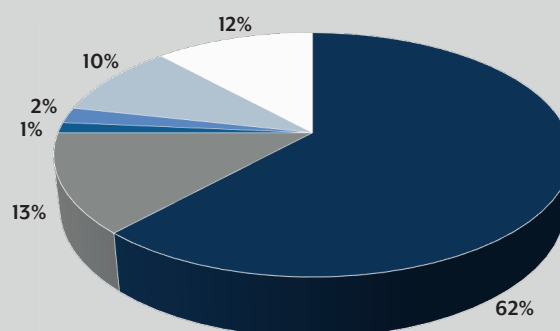


DISTRIBUTIONS

Includes monies from annual appeals, planned gifts, endowed and non-endowed funds as well as other fundraising events, initiatives, and campaigns.

TOTAL

2018	\$26,321,754
2019	\$26,104,747
2020	\$28,811,300



2020 DISTRIBUTIONS (IN MILLIONS)

Catholic Charities	\$17.8
Catholic Education	\$3.8
Worship, Formation & Parish Life	\$0.4
Parishes	\$0.6
Other	\$2.8
Heart of a Shepherd Capital Campaign	\$3.4

TOTAL **\$28.8**